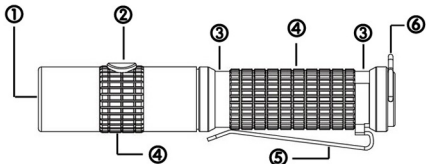


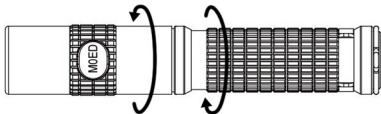
# UltraTac

## K18 V2017 AAA Keychain LED Flashlight User Guide

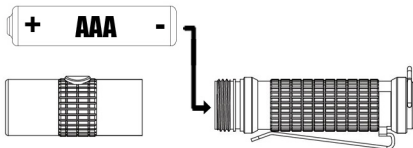


- ① AR Glass    ② Stainless Steel Side Button    ③ Groove for Clip  
④ Knurling    ⑤ Stainless Steel Clip    ⑥ Key-ring

**1**

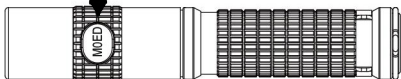


**2**



## 3 Operation:

- (a) Hold 0.5s for power ON / OFF
- (b) Click when light on for mode switch between Low, Medium, High
- (c) Double click in 0.3s when light on for strobe



**Low Voltage Alert:** To protect your 10440 Li-ion battery, avoid battery overdischarge, the K18 v2017 light will drop down to low mode automatically and flash 3 times every 5 seconds when the battery voltage is lower than 2.9V.

**Memory:** Light will memory the **LAST MODE** when the light turn off.

## About Switch Lock Function:

**Switch Lock:** Double click the switch in 0.5s when light off, the light flash once means switch locked. **You can not turn on the light when switch locked.**

**Switch Unlock:** Double click the switch in 0.5s when switch locked, the light flash twice means switch unlocked.