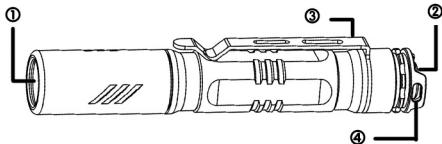


UltraTac

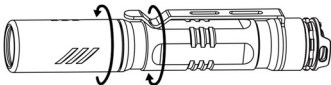
A5 AAA Keychain LED Flashlight User Guide



- ① AR Glass ② Tailcap Switch ③ Stainless Steel Clip
④ Key-ring Hole

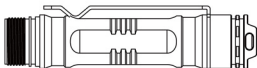
1

Unscrew the head.

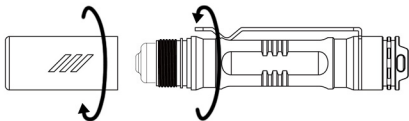


2

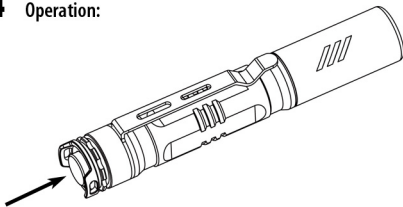
Insert the battery with the positive side facing forward.



3 Tighten the flashlight head.



4 Operation:



- (a) Click the tailcap switch to turn on/off the light
- (b) Press the switch when light on for mode switch between Medium, Low, High

Memory: Light will reset to medium mode 5 seconds after the light turn off.